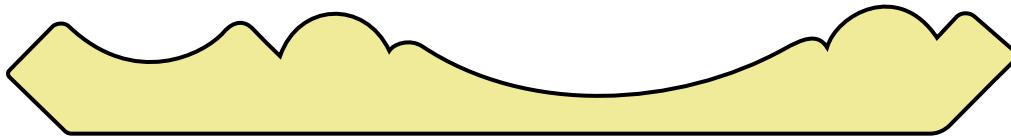


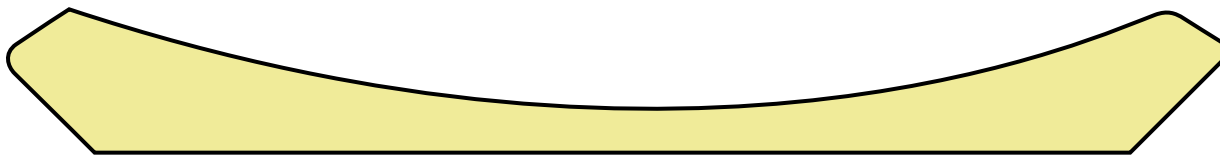
# Phoenix Millwork MDF Profiles



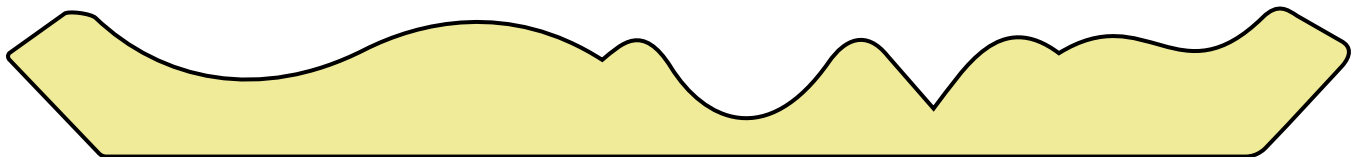
#537: 5" x 15MM Curtis Crown



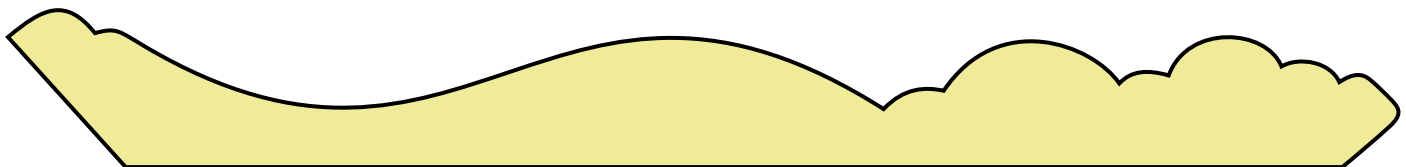
#550: 5 1/4" x 15MM Crown



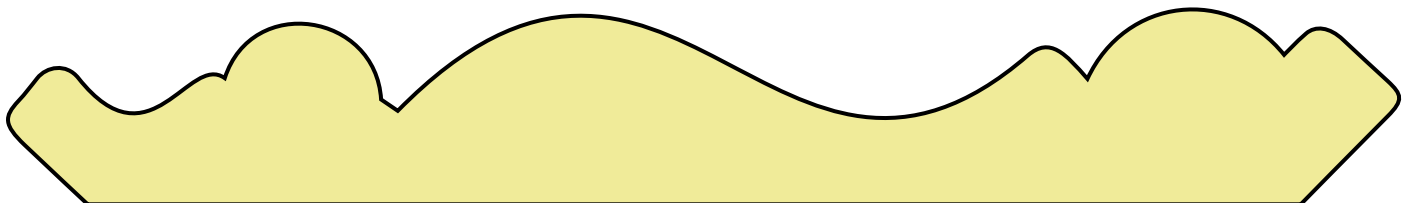
#600: 6 3/8" x 18MM Cove Crown



#750: 7" x 18MM Crown



#502: 7 1/4" x 18MM Crown



#42: 7 1/4" x 20MM Crown

# Phoenix Millwork MDF Profiles



#623: 3 1/4" x 12MM Colonial Base




#620: 4 1/4" x 12MM Colonial Base




#618: 5 1/4" x 12MM Colonial Base



#163-5: 5 1/4" x 15MM Speed Base

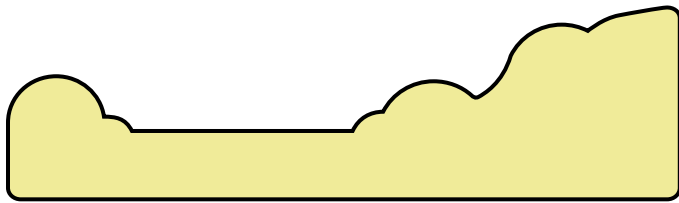


#163-7: 7 1/4" x 15MM Speed Base

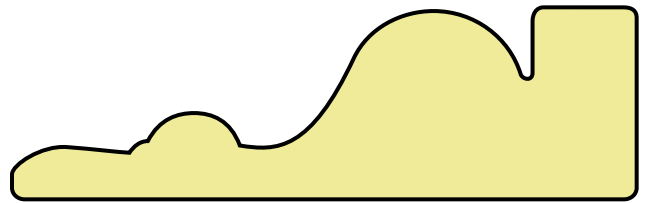


525V: 5 1/4" x 15MM Victorian Base

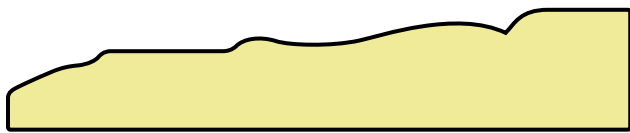
# Phoenix Millwork MDF Profiles



#RB3: 3 1/2" x 25MM Howe Casing



#SL3: 3 1/4" x 25MM Sprot-Long Casing



#361: 3 1/4" x 15MM Casing




#366: 2 1/4" x 14MM Casing



#356: 2 1/4" x 14MM Casing



#445: 3 1/4" x 15MM Casing



#314: 3 1/4" x 15MM Casing




#514: 5 1/4" x 15MM Casing




#714: 7 1/4" x 15MM Casing


# Phoenix Millwork MDF Profiles




**#163:** 1<sup>3</sup>/<sub>8</sub>" x 18MM Base Cap



**#304:** 4<sup>1</sup>/<sub>4</sub>" x 15MM Backer



**#390:** 2<sup>5</sup>/<sub>8</sub>" x 15MM Chair Rail

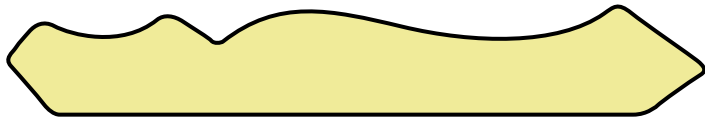


**#533:** 1<sup>3</sup>/<sub>4</sub>" x 18MM Chair Rail

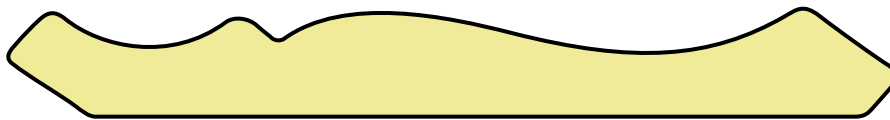


**#1021:** 5<sup>1</sup>/<sub>4</sub>" x 18MM Window Stool

# Phoenix Millwork MDF Profiles



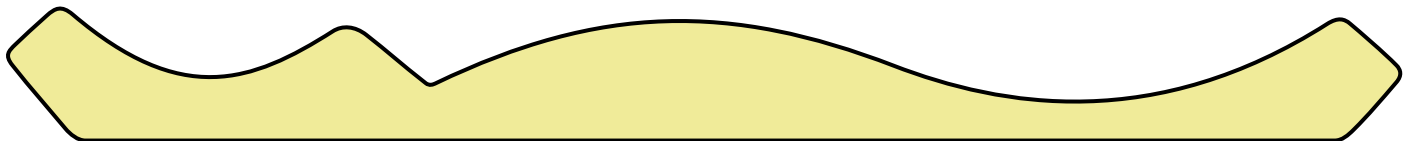
#49: 3<sup>5</sup>/<sub>8</sub>" x 15MM Crown



#47: 4<sup>5</sup>/<sub>8</sub>" x 15MM Crown



#45: 5<sup>1</sup>/<sub>4</sub>" x 15MM Crown



#508: 7<sup>1</sup>/<sub>4</sub>" x 18MM Crown